



Academic Year 2024

Department of Japanese Language
Admission Information
(J2)

April 2024 Admission
October 2024 Admission

Yokohama YMCA College
YMCA College of Human Services

Website
<https://jls.yokohamaymca.ac.jp/en/home/>



Yokohama YMCA College

At the Yokohama YMCA, Department of Japanese Language Studies, you will be trained thoroughly in all of the following four areas of Japanese language; listening, speaking, reading, and writing, aiming to learn genuine Japanese. Whether for work, or to pursue further studies in special schools, universities, or graduate schools in Japan, our learning system is perfect for you.

■**Course Structure** : There are two type of courses according to the purposes of study.

| Course | Start of Term | Studying Period |
|-------------------------|---------------|---|
| Regular Japanese Course | April, 2024 | 1 Year (April, 2024 to March, 2025) |
| | October, 2024 | 1 Year (October, 2024 to September, 2025) |

★This course is aimed for training Japanese language from elementary level to intermediate level. You will be able to master basic Japanese communication skills that will help your everyday life.

| Course | Start of Term | Course Length |
|--------------------------------------|---------------|---|
| Japanese and Culture Studying Course | April, 2024 | 1 Year (April, 2024 to March, 2025) |
| | October, 2024 | 1 Year (October, 2024 to September, 2025) |

★This course is aimed for training Japanese language of advanced level. You will be able to master practical Japanese communication skills that will help you secure employment, pursue further studies, and deal with various scenes in your social life.

*Student that completed the Regular Japanese Course may advance to the Japanese and Culture Studying Course if he/she so wishes. The Studying period will be two years in total.

*The school issues a graduation certificate to students who were enrolled for a certain period, and were able to meet the required attendance percentage and grades.

■**Maximum Enrollment** : A total of 120 students (Regular Japanese Course:80 students, Japanese and Culture Studying Course: 40 students)
*Each class will be around 20 students.

■**Class Hours** : 5 periods a day, 5 days a week from Monday to Friday
(25 periods a week, 36 weeks a year. A total of 900 periods a year)

| Homeroom | First Period | Second Period | Third Period | Fourth Period | Fifth Period |
|-----------|--------------|---------------|--------------|---------------|--------------|
| 9:00-9:10 | 9:10-10:00 | 10:10-11:00 | 11:10-12:00 | 13:00-13:50 | 14:00-14:50 |

*Closed on Saturdays, Sundays, and National Holidays.

*Long Vacations: Please check the annual schedule for schedule for specific dates.

☆Summer Vacation (about 3 weeks from late July to mid-August)

☆Fall Vacation (about 3 weeks from mid-September to early October)

☆Winter Vacation (about 3 weeks from late December to mid-January)

☆Spring Vacation (about 3 weeks from mid-March to early April)

Application Requirements :

- 1) The applicant must have completed 12 years of formal education or meets requirements for admission into high education such as universities in their home country.
- 2) The applicant must obtain a valid visa.
- 3) The applicant for the Japanese and Culture Studying Course must have a Japanese language ability equivalent to N2 level of the Japanese Language Proficiency Test.
- 4) The applicant must have a contact person in Japan.

Levels :

* Japanese-Language Proficiency Test
 **Examination for Japanese University Admission for International Students

| | | | | | | | | |
|----------------|---|--|-----------------------------------|---|--|---|---|--|
| | Elementary I | | Elementary II * JLPT /Level N5 | Pre-Intermediate JLPT /Level N4 | Intermediate I JLPT /Level N3 | Intermediate II **EJU (200/400) JLPT /Level N2 | Advanced I EJU (300/400) JLPT /Level N1 | Advanced II EJU (300/400) JLPT /Level N1 |
| term | 6 months | | | 6 months | | 6 months | 6 months | 6 months |
| main textbook | "Minna no Nihongo I" | | "Minna no Nihongo II" | "Chukyu e Ikou" | "Chukyu wo Manabou" | "Tema-betsu: Chukyu kara Manabu Nihongo" | "Shin: Chukyu kara Joukyu e no Nihongo" | "Kokkyo wo Koete" |
| Subject | Kanji, LL, Reading Comprehension, Conversation, Composition | | | Kanji, LL, Rapid Reading, Conversation, Composition | Kanji, LL, Conversation, Composition, Grammar, Activities | Kanji, LL, Conversation, Composition, Grammar, Activities | Kanji, LL, Conversation, Composition, Grammar, Activities | |
| Estimate Level | Can understand basic Japanese language from simple expressions. Can hold easy conversations in their everyday life. | | | Can understand Japanese language used in everyday life to a certain degree. Can convey one's own opinion and its reason using simple expressions. | Can understand Japanese language used in a wider range of scenes to a certain degree, in addition to the language used in everyday life. Can express one's own opinion clearly on various topics in social life. | Can understand Japanese language used in various scenes. Can convey logical opinions and discussions on various topics using appropriate words that match what is intended. | | |

Proceed to Graduate Schools, Universities, or Special Colleges.
 Find job or reside permanently in Japan. Return to home country.

Visa Type : Refer to page 9.

■**School Fees** : Fees for each course is as follows.

| Course | Entrance Fee | Tuition | Facility Fee | Total |
|--------------------------------------|--------------|----------|--------------|----------|
| Regular Japanese Course | ¥100,000 | ¥710,000 | ¥20,000 | ¥830,000 |
| Japanese and Culture Studying Course | | | | |

*In addition to the above, students are expected to purchase textbooks and class materials (about ¥20,000 for half a year).

*There is a system for reduction and exemption from entrance fee according to the student's Japanese language ability when entering school. Please see the attached paper for further information.

Tuition and fees for each course may be paid in installments each half year.

| Time of Payment | Entrance Fee | Tuition | Facility Fee | Total |
|---|--------------|----------|--------------|----------|
| When Entering School (April / October) | ¥100,000 | ¥355,000 | ¥10,000 | ¥465,000 |
| August / following February | ----- | | | ¥365,000 |

*Please note that tuition and fees will not be refunded for any reason once paid.

■**Application Periods and Admission Examinations** :

| | | Application Period | Entry Exam Dates |
|------------------------------------|------------------------|---|------------------------------|
| Entering School from Apr., 2024 | The First Examination | February 1 (Thu.) to March 21 (Thu.), 2024 | March 22 (Fri.), 2024 |
| | The Second Examination | February 1 (Thu.) to March 30 (Sat.), 2024 | April 1 (Mon.), 2024 |
| Entering School from Oct., 2024 | The First Examination | August 1 (Thu.) to September 23 (Mon.), 2024 | September 24 (Tue.), 2024 |
| | The Second Examination | August 1 (Thu.) to September 30 (Mon.), 2024 | October 1 (Tue.), 2024 |

*Please choose the day you would like to take the placement test and make an appointment. The exams are from 9:10 to around 11:00. Examinees are required to arrive by 9:00 at the information desk.

*Please bring pencils, erasers, and any Japanese text books you have been using.

*Results of the first examinations will be notified within a week. Results of the second examinations will be notified on the day of the tests. If you are accepted for entry, please pay the tuition and fees by the specified due dates.

■**Contact Person in Japan** : Refer to page 9.

■**Financial Supporter** : Refer to page 9.

■Others :

- Scholarships

Students who enrolled for 6 months or more, and have excellent grades and attendance will have chances to be granted scholarships after screening.

Scholarship of the Yokohama YMCA College Department of Japanese Language
(¥10,000 a month, for 6 months, about 4 students every semester)

- Student's Commutation Tickets

Students can purchase student's commutation tickets and the school will issue discount cards.

- Student Insurance System for Vocational Schools

The system compensates for deaths, hospitalizations, and outpatient treatments, due to disasters and accidents during school activities. The premium will be paid by the school.

- Health Examination

Occurs once a year in which the school will pay the expenses.

- Volunteer Tutoring System

A Japanese volunteer will help you with your conversational practices after school if you wish.

- Using Attached Facilities

Inside the Yokohama Central YMCA building where the Japanese school is located, there are swimming pool, training gym, and running track. Student of the Japanese school may use these facilities free of charge during designated time.

-Major further schooling of the graduates in 2021 & 2022

Graduate Schools: Ritsumeikan University, Tokyo University of the Arts, etc.

Universities: Shobi University, Keisen University, etc.

Vocational Schools: Yokohama YMCA College (International Information Business), Kuwasawa Design School, Yokohama Design College, Nippon Engineering College, Azuma Engineering College, Nissan Automobile Technical College, Yokohama System Engineering Institute College, etc.

-Major places of employment of the graduates of 2021 & 2022

dreaMTank Co., Ltd., Japan Planning Co., Ltd., Yuasa Design Room Co., Ltd.,
Yusei Trading Co., Ltd., Anarkia, Llc., Weavus Co., Ltd., SunWell Solutions Co., Ltd,
Ichii Co., Ltd., Wondertable, Ltd., etc.

-Results of Japanese Language Proficiency Test for 2021 & 2022

| | | |
|-----------------|------|--|
| The First JLPT | N 1: | 2 successful candidates out of 7 examinees |
| | N 2: | 18 successful candidates out of 32 examinees |
| The Second JLPT | N 1: | 8 successful candidates out of 14 examinees |
| | N 2: | 10 successful candidates out of 19 examinees |

■Application Documents : Refer to page 9.

YMCA College of Human Services

At the YMCA College of Human Services; Department of Japanese Language Studies; you will be learning the required Japanese language skills to advance to a higher level of education. It aims to grasp the natural Japanese through a cultural exchange with Japanese students from YMCA College of Human Services and the locals around its area.

■Course Structure :

| Course | Start of Term | Studying Period |
|-----------------------------|---------------|--|
| 2-year Preparatory Course | April, 2024 | 2 years (April, 2024 to March, 2026) |
| 1.5-year Preparatory Course | October, 2024 | 1.5 years (October, 2024 to March, 2026) |

*The school issues a graduation certificate to students who were enrolled for a certain period, and were able to meet the required attendance percentage and grades.

■Maximum Enrollment : A total of 120 students

(For each class, there is a maximum of 20 students)

■Class Hours : Morning Session and Afternoon Session (you will be divided into either morning or afternoon session according to your Japanese level.)

4 periods a day, 5 days a week from Monday to Friday

(20 periods a week, 40 weeks a year. A total of 800 periods a year)

◆Morning session (Intermediate, Upper Intermediate & Advanced Levels):

| First Period | Second Period | Third Period | Fourth Period |
|--------------|---------------|--------------|---------------|
| 9:00~9:50 | 9:55~10:45 | 10:55~11:45 | 11:50~12:40 |

◆Afternoon Session (Beginner I · II & Pre-Intermediate Levels):

| First Period | Second Period | Third Period | Fourth Period |
|--------------|---------------|--------------|---------------|
| 13:00~13:50 | 13:55~14:45 | 14:55~15:45 | 15:50~16:40 |

*Students will be divided into classes according to their results of the placement test.
You cannot choose class hours and levels.

*Closed on Saturdays, Sundays, and National Holidays.

*Long Vacations

☆Summer Vacation (about 2 weeks from early August to mid-August)

☆Fall Vacation (about 3 weeks from late September to early October)

☆Winter Vacation (about 2 weeks from late December to early January)

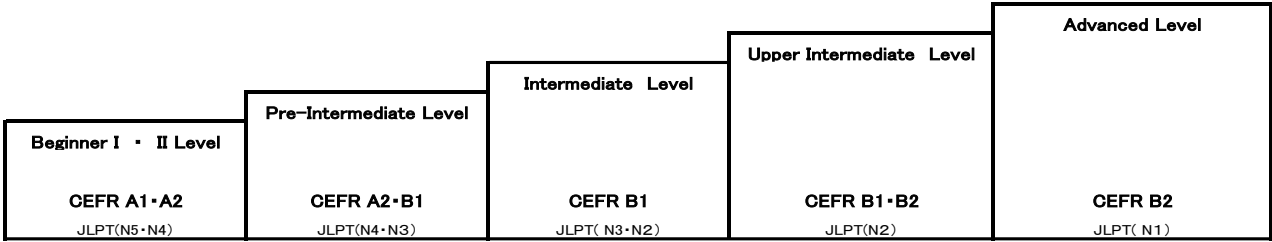
☆Spring Vacation (about 3 weeks from mid-March to early April)

■Application Requirements :

- 1) The applicant must have completed 12 years of formal education or meets requirements for admission into high education such as universities in their home country.
- 2) The applicant must obtain a valid visa.
- 3) The applicant must have a contact person in Japan.

■Levels :

Proceed to Graduate Schools, Universities, or Special Colleges.
Find job or reside permanently in Japan. Return to home country.



| Period | 6months | 6months | 6months | 6months | 6months |
|----------------|---|--|---|--|---|
| Main Textbooks | “Minna no Nihongo I” “Minna no Nihongo II” | “Minna no Nihongo II” “Chuu-kyuu he Ikou” “Chuu-kyuu wo Manabou Chuu-Kyuu Zenki” | “Chuu-kyuu wo Manabou Chuu-Kyuu Chuu-ki” | New “Chuu-kyuu kara Jou-kyuu heno Nihongo” | New “Chuu-kyuu kara Jou-kyuu heno Nihongo” “Manabou! Nihongo Jou-kyuu” |
| Content | Japanese characters/Kanji characters, Listening,Reading Activities | Pronunciation,Kanji characters,JLPT grammar,Listening/Reading comprehension,Compositio n,Conversation,JLPT Preparation | Pronunciation,Kanji characters,JLPT grammar,Listening/Reading Comprehension,Compositio n,Conversation,JLPT Preparation>About Japan | Pronunciation, Kanjicharacters, JLPTgrammar,Listening/Read ing Comprehension, Composition, Conversation, JLPT Preparation, AboutJapan | Pronunciation, Kanjicharacters, JLPT grammar,Listening/Reading Comprehension,Composition,Co nversation ,JLPT Preparation, Project works |
| Aim | •Able to understand basic vocabularies and expressions necessary for daily life. •Able to have daily conversation and to explain about oneself. | •Able to explain about familiar events, things or people with one’s own judgment. •Able to negotiate in order to achieve certain objectives in daily life. •Able to summarize or explain one’s own ideas about dreams, plans ,inter | •Able to explain one’s own opinions or ideas with firm reasons and to state opinions summarizing various views or ideas about social, cultural or one’s specialized field’s topics. •Able to take initiatives for any communication. | •Able to understand and create a certain level of abstract writings and talks without any difficulties. •Able to talk with native speakers naturally without getting nervous. •Able to explain one’s own ideas with strong/weak points and to express one’s | •Able to fully understand abstract contents outside of one’s specialized field. •Able to talk with native speakers naturally corresponding to his/her particular position or particular relationship with him/her. •Able to create clear and detail writings |

■Visa Type : Refer to page 9.

■School Fees : Fees for each course is as follows.

1. 2-year Preparatory Course (Entering School from April)

| Course | Entrance Fee | Tuition | Facility Fee | Total |
|---------------------------|--------------|------------|--------------|------------|
| 2-year Preparatory Course | ¥100,000 | ¥1,280,000 | ¥40,000 | ¥1,420,000 |

*In addition to the above, students are expected to purchase textbooks and class materials (about ¥20,000 for half a year).

*According to the student’s Japanese level at the time of entry, there is a reduction system for entrance fee. Please see the attached paper for details

Tuition and fees may be paid in installments each half year.

| Time of Payment | | Entrance Fee | Tuition | Facility Fee | Total |
|---------------------------|--------------------------------|--------------|----------|--------------|----------|
| 2-year Preparatory Course | When Entering School | ¥100,000 | ¥320,000 | ¥10,000 | ¥430,000 |
| | August of first year | | ¥320,000 | ¥10,000 | ¥330,000 |
| | February of the following year | | ¥320,000 | ¥10,000 | ¥330,000 |
| | August of the following year | | ¥320,000 | ¥10,000 | ¥330,000 |

*Please note that tuition fees that have been paid will not be refunded under any circumstances.

2. 1.5-year Preparatory Course (Entering School from October)

| Course | Entrance Fee | Tuition | Facility Fee | Total |
|-----------------------------|--------------|----------|--------------|------------|
| 1.5-year Preparatory Course | ¥100,000 | ¥960,000 | ¥30,000 | ¥1,090,000 |

*In addition to the above, students are expected to purchase textbooks and class materials (about ¥20,000 for half a year)

*According to the student's Japanese level at the time of entry, there is a reduction system for entrance fee. Please see the attached paper for details

Tuition and fees may be paid in installments each half year.

| Time of Payment | | Entrance Fee | Tuition | Facility Fee | Total |
|-----------------------------|--------------------------------|--------------|----------|--------------|----------|
| 1.5-year Preparatory Course | When Entering School | ¥100,000 | ¥320,000 | ¥10,000 | ¥430,000 |
| | February of the following year | | ¥320,000 | ¥10,000 | ¥330,000 |
| | August of the following year | | ¥320,000 | ¥10,000 | ¥330,000 |

*Please note that tuition fees that have been paid will not be refunded under any circumstances.

■Application and Placement Test :

We will accept applications and hold placement tests according to the schedules below

| | | Application Period | Entry Exam Dates |
|---------------------------------|------------------------|--|---------------------------|
| Entering School from Apr., 2024 | The First Examination | February 1 (Thu.) to March 21 (Thu.), 2024 | March 22 (Fri.), 2024 |
| | The Second Examination | February 1 (Thu.) to March 30 (Sat.), 2024 | April 1 (Mon.), 2024 |
| Entering School from Oct., 2024 | The First Examination | August 1 (Thu.) to September 23 (Mon.), 2024 | September 24 (Tue.), 2024 |
| | The Second Examination | August 1 (Thu.) to September 30 (Mon.), 2024 | October 1 (Tue.), 2024 |

*Please choose the day you would like to take the placement test and make an appointment. The exams are from 9:10 to around 11:00. Examinees are required to arrive by 9:00 at the information desk.

*Please bring pencils, erasers, and any Japanese textbooks you have been using.

*Results of the first examinations will be notified within a week. Results of the second examinations will be notified on the day of the tests. If you are accepted for entry, please pay the tuition and fees by the specified due dates.

■ **Contact Person in Japan** : Refer to page 9.

■ **Financial Supporter** : Refer to page 9.

■ **Others** :

- **Scholarships**

Students who enrolled for 1 year or more, and have excellent grades and attendance will have chances to be granted scholarships after screening.

Scholarship of the Yokohama YMCA (¥20,000 a month, for 1 year)

- **Student's Commutation Tickets**

Students can purchase student's commutation tickets and the school will issue discount cards.

- **Student Insurance System for Vocational Schools**

The system compensates for deaths, hospitalizations, and outpatient treatments, due to disasters and accidents during school activities. The premium will be paid by the school.

- **Health Examination**

Occurs once a year in which the school will pay the expenses.

- **Volunteer Tutoring System**

A Japanese volunteer will help you with your conversational practices after school if you wish.

- **Major further schooling of the graduates in 2021 & 2022**

Vocational Schools: Iwatani College of Business & IT School, Atsugi Sogo College, etc.

- **Major places of employment of the graduates of 2021 & 2022**

Katsuura Hotel Mikazuki Co., Ltd, etc.

- **Results of Japanese Language Proficiency Test for 2021 & 2022**

The First JLPT N 1: 0 successful candidates out of 0 examinees

 N 2: 1 successful candidates out of 3 examinees

The Second JLPT N 1: 0 successful candidates out of 0 examinees

 N 2: 0 successful candidates out of 3 examinees

■ **Application Documents** : Refer to page 9.

Visa Type (common to each school)

For Non-student Visa applicants. Short-term Stay Visa is not acceptable. YMCA will not assist in obtaining a visa

Contact Person in Japan (common to each school)

A contact person living in Japan is required when applying to the YMCA. On top of preparing and turning in the student's application materials, the contact person will be asked to help and support the student's life in Japan once he/she arrives. Also, the contact person may be asked to assist the student with their studies after entering the school.

A contact person must meet the following requirements. Any nationality is accepted.

- 1) He/ She must be a relative, a friend, or an acquaintance of the student, and must know the student and his/her family very well.
- 2) He/ She must be well settled in Japan, and must have a firm understanding of the Japanese language, laws, culture, and customs.

Financial Sponsor (common to each school)

"Financial sponsor" is a person who will be responsible for providing all the required funds while the student is studying at the YMCA.

Application documents (common to each school)

Please read the following notes carefully before filling out the necessary application forms using the samples as a guide. The application forms must be submitted by the applicant and the contact person directly to the Yokohama YMCA College Department of Japanese Language.

- 1) Fill in the forms using black or blue ink. Also, you can download the forms with ★ mark from our Website (<http://www.yokohamaymca.ac.jp/jls/>) and fill them out using computers.
- 2) Please do not use white-out (correction fluid). Cross out the mistake/s with two lines and correct it/them.

I: The materials from the applicant

①Application Form (form provided by the YMCA) ★

- The form must be filled out in Japanese, Chinese, or English.

②3 Photos (4cmx3cm)

- Write your name and the date of birth on the back of each copy.
- Attach one photo to the application form.

③Diploma of the Last School Attended, etc. ▲

- Please submit the original document of diploma (will be returned to you after being inspected by the immigration office) or a certificate of graduation from the last school attended.
- Attach the translation documents if not written in Japanese nor English.

④Photocopies of the Applicant's Passport

- Please include the page with your photo, and all the pages with records entering Japan.

⑤Photocopy of Residence Card

- A copy (both sides) of your Residence Card will be done in school.

⑥Questionnaire (YMCA-Designated Format) ★

II: The materials from the financial sponsor

①Guarantor/Financial Supporter (YMCA-Designated Format) ★

- Please fill out the blank forms (which are available in various languages) using your preferred language and then have it translated into Japanese by using the Japanese form.
- Please refer to the example provided when filling in the form using your preferred language.

②A Photocopy of Official Identification

- A copy (both sides) of an official identification with a photo such as a Japanese Driver's License, a Residence Card, etc.

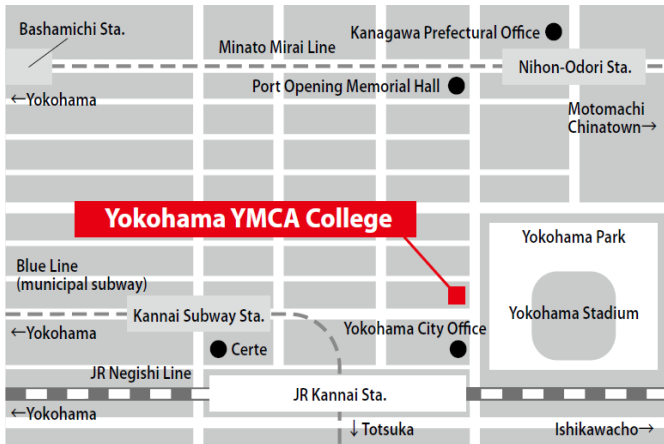
III: Materials Required from the Contact Person in Japan

①Signed Written Oath for Contact Person (printed form provided by the YMCA) ★

- Please fill in the all required form.

②A Photocopy of Official Identification

- A copy (both sides) of an official identification with a photo such as a Japanese Driver's License, a Residence Card, etc.

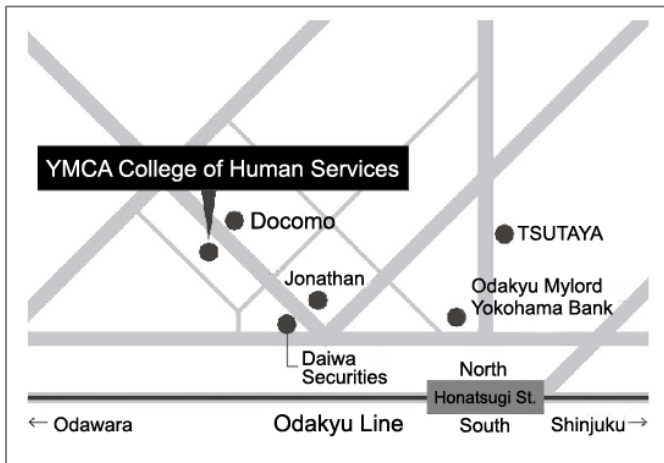


Yokohama YMCA, Department of Japanese Language Studies

〒231-8458

1-7 Tokiwa-chou, Naka-ku, Yokohama City,
 Phone: 045-661-0080 FAX: 045-651-0223
 E-mail gakuin-jl@yokohamaymca.org

3-min walk from Kannai Station (JR Negishi Line or Yokohama Municipal Subway), or 6-min walk from Nihon Oodori Station (Minato Mirai Line)



YMCA College of Human Services, Department of Japanese Language

〒243-0018

4-16-19, Naka-cho, Atsugi City
 Phone: 046-223-1441 / FAX: 046-223-2101
 E-mail: kenko-jl@yokohamaymca.org

4-min walk from Hon Atsugi Station of Odakyu Line